



## Modbus RTU Slave / DeviceNet Master

### FEATURES

- Fully Compliant Modbus RTU Slave
- Fully Configurable DeviceNet Master
- Supports Up To 31 DeviceNet Slave Devices
- DeviceNet Master Supports Up To 400 Bytes of Input Data
- DeviceNet Master Supports Up To 400 Bytes of Output Data
- User configurable DeviceNet baud rates, 125k 250k 500k
- Support for Modbus Function Codes 3, 6, and 16
- Simple Browser Based Configuration
- 10/100 Base-T Operation
- Includes Ethernet Device Management Tool
- No Programming Required

## An Instant Device Converter™ Product

Move Your Legacy Modbus Device Data To a DeviceNet Network

**Move Your Data Where You Want, When You Want, How You Want**

### Get Your DeviceNet Slave I/O On Modbus RTU

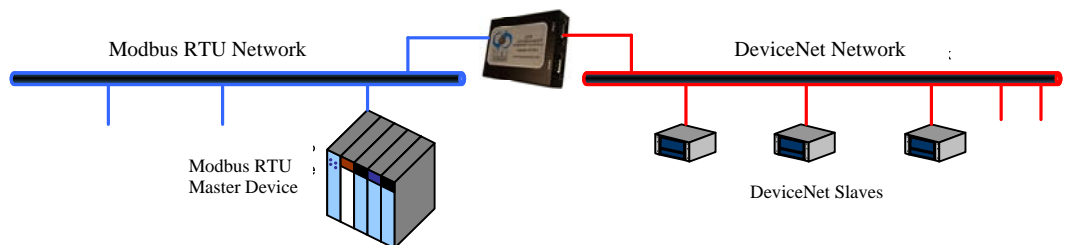
The 460MRSDM module bundles your DeviceNet Slave I/O data and makes it available on a Modbus RTU Master device. The module provides complete Modbus RTU Master and DeviceNet Slave capability. As a DeviceNet Master, DeviceNet Slave devices are continuously scanned. As a Modbus RTU Slave, the module responds to a Modbus RTU Master device like an HMI, PLC, or other controller.

#### Move Your Data Bi-directionally

I/O data can be exchanged bi-directionally. Inputs from your DeviceNet Slaves are concatenated and presented to a Modbus RTU master as Modbus RTU data. Outputs from a Modbus RTU master are distributed to multiple DeviceNet slave devices.

#### Configure Your Data Transfer from a Web Page

All the data transfer is configurable using the embedded web server. You define the number of DeviceNet Slave devices. You set the number of input and output bytes to send and receive from each DeviceNet Slave that are transferred to the Modbus RTU Master.



### The Legend Begins

*"It's likely that your business isn't industrial networking and it shouldn't be. You make products, products that do wonderful things. Whatever it is that you make, the process creates data. If you're a control engineer and your plant has been around for more than a few years your floor is probably littered with devices that send out all kinds of data and in most cases data comprised of many different protocols. If you're an automation device developer you probably need to move your data into some other network. Either way, you've got a device conversion problem. You have devices that generate ASCII data, Modbus RTU, Ethernet TCP Data, DeviceNet data or some other completely proprietary data and now you're the person that has to move that data to some other network!"*

*I feel your pain... and rather than just my sympathy, I have a solution for you. You see, while your business may not be moving data around a factory floor mine is. In fact, it's all that we have done for over twenty years now. Our 460 series of Device Converters is the culmination of those twenty years. You can now move all of your data, where you want, when you want and how you want. Best of all **THE HARDEST PART IS OPENING THE BOX.**"*

*John Rinaldi*

## It's Easy to Set Up

Sound complicated? It's not. Just Three Simple Steps!

**ONE:** Start by opening the web page for the device with Internet Explorer.

**TWO:** Edit the Modbus RTU Slave and DeviceNet Master communication modules to connect to your system using our easy browser based configuration page.

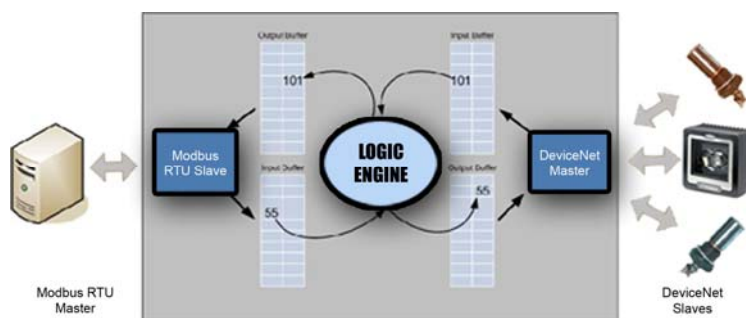
**THREE:** Set the IP Address, Subnet Mask, and Gateway Address to match your field setup and then connect our configured unit to your system.

Nothing complicated, and best of all it's browser driven!

NO SPECIAL SOFTWARE IS REQUIRED

## How It Works:

The products in the Instant Device Converter product line contain an IEC 61131-3 control engine that moves your data from buffer to buffer. Input data from one network is moved to the output buffer of one or more other networks. Input data from those networks is moved to the output area of the other networks.



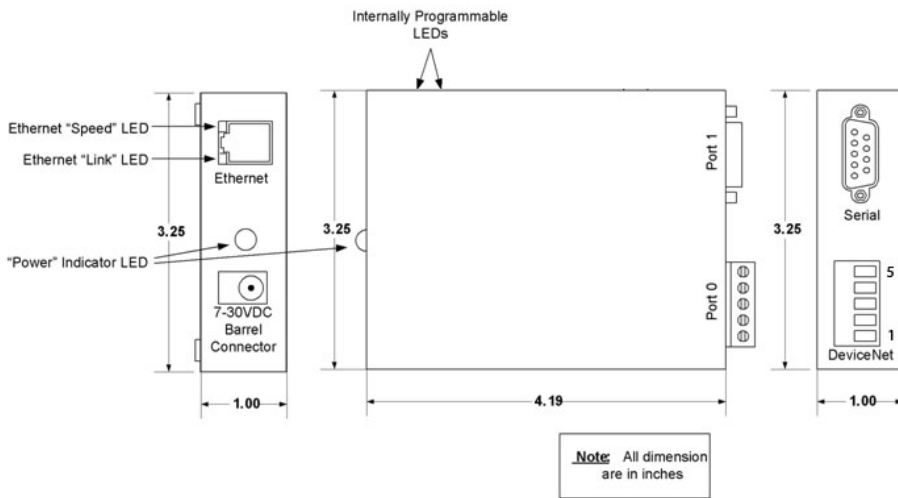
ENCLOSURE / HARDWARE	
Size	4.2" x 3.25" x 1"
Weight	5 oz.
Enclosure Type	Anodized Aluminum
Mounting	Din Rail
Connectors	Port 0: T-STRIP (RS232, RS485/RS422, CAN) Port 1: DB-9 (RS232, RS485/RS422, CAN) <i>**Only one RS232, RS485/RS422, or CAN port setting can be active per unit**</i> RJ45 10/100 Base-T (Ethernet) 2 Pin Barrel Connector
LEDs	Ethernet Link/Data, Ethernet Speed, Power, and two general purpose LEDs

ELECTRICAL/ENVIRONMENTAL/TOOLS	
Network Interface	10/100 Base-T with RJ-45 Connector
Power	8 V @ 230 mA to 28 V @ 80 mA
Maximum Serial Baud Rate	115K Baud
Device IP Address Management	<b>IPSetup™</b> — automatically locates RTA Instant Device Converters
Operating Temperature	-40 C to 85 C
Certification	RoHS-Compliant, UL, CUL, CE Approvals



REAL TIME AUTOMATION

## Dimensions



## Connector Pin-Outs

PORT 1 (DB9)				
Pin	RS-232	RS-485	RS-422	CAN
1	CD	-	-	-
2	RX	TX-	TX-	CANL
3	TX	-	RX+	-
4	DTR	-	-	-
5	GND	GND	GND	GND
6	DSR	-	RX-	-
7	RTS	TX+	TX+	CANH
8	CTS	-	-	-
9	RI	-	PWRIN	PWRIN

PORT 0 (TStrip)				
Pin	RS-232	RS-485	RS-422	CAN
1	GND	GND	GND	GND
2	RX	TX-	TX-	CANL
3	TX	TX+	TX+	SHEILD
4	RTS	RX-	RX-	CANH
5	CTS	RX+	RX+	PWRIN

CATALOG #	DESCRIPTION
460MRSDM	Modbus RTU Slave / DeviceNet Master Device Converter

## Sales & Service

### PLACING YOUR ORDER

Orders can be placed 24 hours per day. You can place your order by faxing 262-439-4989 or emailing [orders@rtaautomation.com](mailto:orders@rtaautomation.com).

### TECHNICAL SUPPORT

**Phone Support:** 1-800-249-1612 during normal business hours

**Email Support:** Is available by emailing [support@rtaautomation.com](mailto:support@rtaautomation.com)

## Support for Other Industrial Networks

Versions of the **460 Line of Instant Device Converters** support a large number of industrial networks and more are being added. Every one of these are implemented using our simple web-based integration and configuration architecture found in all 460 Device Converters. Connect any number of protocols with the same easy integration and configuration the 460 Line

INDUSTRIAL NETWORK SUPPORTED			
ASCII RS232	Modbus RTU Slave	Raw TCP Client	EtherNet/IP Server
ASCII RS485	Modbus TCP Server	Raw TCP Server	EtherNet/IP Client
BACnet IP	Modbus RTU Master	CANopen Slave	DeviceNet Master
Modbus TCP Client	<b>*** CALL ABOUT YOUR PROPRIETARY PROTOCOL ***</b>		DeviceNet Slave

## Proprietary Protocol Support

The **460 Instant Device Converters** can be customized for specific applications and proprietary communications. All 460 Instant Device Converters are based on an IEC 61131-3 Programming Engine. The engine supports Five worldwide, open standard programming languages providing maximum flexibility for controlling your data as it moves around your factory floor or building. Logic can be added to the Instant Device Converter using standard Ladder Logic, Structured Text, Sequential function Charts or Function Block Programming. You can do the Programming yourself or an RTA Application System Engineer can implement a highly tailored solution specific to your application.



REAL TIME AUTOMATION

**For More Information:**

Call: 1-800-249-1612  
[products@rtaautomation.com](mailto:products@rtaautomation.com)